

# Tom's Sewing Centre & Countryfolk Fabric

**Tom's Sewing Centre**  
#102 - 8338 - 120<sup>th</sup> Street  
Surrey, B.C. V3W 3N4  
604-507-2841

**Countryfolk Fabric**  
#5 - 45802 Luckakuck Way  
Chilliwack, B.C. V2R 5P9  
604-824-5643

Toll Free: 1-866-897-5643 \* Website: [www.tomssewing.com](http://www.tomssewing.com) \* E-mail: [info@klssewing.com](mailto:info@klssewing.com)

---

## Winter 2020

Here is our new list of classes and clubs that will run for Jan - Mar at which time another list will be available. Come to Class launch and see samples, talk with teachers and sign up for classes. Class launch in Surrey will be Wed Jan 8 at 10:00am, come in to Chilliwack and see samples on display on Thurs Jan 9. We have a great list of classes so do not miss out.

Sign up for classes by Sat Jan 11 at 5:00pm and receive 10% off classes, clubs and special events excluded.

## Special Events



1. **Kimberbell Vintage Flora:** This is a brand new four-hour Spark Event designed to introduce even the beginner to embroidery. Attendees will get to make two classy projects: a coin clutch (choose between two styles!) and a simply elegant zipper pouch. Price includes a kit with fabric, project supplies and stabilizer. This is fun if you have never embroidered or are an experienced embroiderer.

**Event Coordinator:** Kerri Sketchley & Lori Bandong

**Fee:** \$75

**Date:** Surrey: Mon Jan 20 or Mon Mar 2 10:00am - 2:00pm each day



2. **Kimberbell Valentine Tea:** Our Kimberbell event is a great way to have fun and get to know machine embroidery. This event is suitable for the beginner all the way to the most advanced embroiderer, you can even test one of our embroidery machines if you don't have one. In this event you will learn: single-hoop embroidery on a ready-made article, multi hooping, piecing in the hoop, how to install a zipper, embroider a quilted design and so

much more. During the 2 days you will make and finish 6 embroidery projects all in the hoop. Included with your Kimberbell event, you'll receive an exclusive sewing bag completely filled with Kimberbell fabric, paper tape, ribbon, buttons, and more to make six amazing event projects. We'll even cut the stabilizer for you! You just need to come with your machine and a few basic supplies and be ready to have fun. We will even provide lunch.

**Date: Surrey:** Mon Feb 3 & Tues Feb 4 10:00am - 5:00pm each day

**Event Coordinator:** Kerri Sketchley & Lori Bandong

**Fee:** \$229

3. **Sewing Machine Feet from A-Z:** Remember when you bought your first sewing machine and it came with a bag of feet that was a total mystery? Did you know there are many more feet available than what comes with the machine? These feet can make sewing easier and more fun. Donna Robinson, the Babylock Sales Rep, is going to go over 40 different sewing feet, what they do and how to use them. When you leave those feet will no longer look like a bag of spare parts



for a rocket, you will be inspired to go and try them. This class is valuable knowledge to all level of sewer with any brand of machine.

**Date: Surrey:** Fri Feb 7 10:00am - 1:00pm

**Instructor:** Donna Robinson - Babylock Sales Rep

**Fee:** NC

**Skill Level:** Beginner and Beyond

4. **Find the Serger Feet for You:** Do you have a serger and don't feel you are using it to the best of its abilities? Are you wondering why everyone is talking about sergers? Come and learn, see and even try 30 different feet demonstrated by Donna Robinson, the Babylock Sales Rep. This is a great demonstration to learn what you can do with the serger you have had in the cupboard for years or to find out if buying a serger is for you. Everyone will learn from this amazing class. Limited seating so call to book your spot.

**Date: Surrey:** Fri Feb 7 2:00pm - 4:30pm

**Instructor:** Donna Robinson - Babylock Sales Rep

**Fee:** NC

**Skill Level:** Beginner and Beyond





5. **Blooming Skills:** Whether you are new to quilting or a long-time sewist looking to learn your way around exciting new techniques, the Elna Education team has a garden full of fresh ideas to share with you! Master the hand-look quilting stitch by machine and learn how to bind quilts in a fraction of the time it traditionally takes. Make the most of accessory feet and buttonholes and maybe even give ruler-quilting a try! See what's new for you from Elna, bring your questions and get ready to sow the seeds for your next exciting project.

**Date: Chilliwack:** Wed Feb 12 10:00am - 1:00pm

**Instructor:** Anne-Margaret Vose - Elna Educators

**Fee:** NA

**Skill Level:** Beginner and Beyond

6. **Ziggy Zag Bag with Elna:** You will enjoy creating this IN-THE-HOOP zipper pouch that is as fun to make as it is cute. See how the Elna embroidery machines helps you to be more efficient in your creative process, as well as make



it effortless. You will want to make your own bags in different fabrics and with different embroidered designs, monograms and more on your new Elna machine! You will also enjoy a mini trunk show of embroidered projects to inspire you and have the opportunity for Q&A on embroidery machines and Artistic Digitizer software.

**Date: Chilliwack:** Wed Feb 12 1:30pm - 4:30pm

**Instructor:** Anne-Margaret Vose - Elna Educators

**MakeFee:** \$5

**Skill Level:** Beginner and Beyond

## Clubs



7. **Cake Therapy and Beyond:** We have found a new idea and have put together a whole new line up of fun classes and patterns this next session of Cake Therapy. If you haven't already attended Cake Therapy, then it's time you did and find out what you are missing. All we are going to tell you is it takes place once a month at both stores and there are NO FEES for these sessions, but great deals if you want to take things home. There will be cake, and of course laughter, friends, coffee and tea! What quilter doesn't need a little "Therapy", so sign up today to reserve

your spot.

**Surrey:** Thurs Jan 9, Feb 6, Mar 5 2:00pm - 3:00pm

**Chilliwack:** Wed Jan 23, Feb 27, Mar 19 - 1:00pm - 2:00pm





10. **Hoopsisters Bonanza:** We will meet once for trunk show style class on all the past projects for Hoopsister Club. Bring your show and tell for past projects you have completed. We will go over tips and tricks for the projects you have questions on. All previous projects will be available for sale. Bring show and tell and a USB and the files purchased will be loaded during class.

**Dates: Surrey:** Fri Mar 6 10:00am - 12:00pm

**Chilliwack:** Fri Feb 21 10:00am - 12:00pm

**Fee:** N/C

**Instructors:** Lori Bandong/ Rinda Armstrong

**Skill Level:** Beginner and Beyond

HoopSisters

Join our "Sisterhood Retreats"

Featuring "COFFEE"



HoopSisters 10th Anniversary Sisterhood Retreats



11. **Meadow Mixer:** Join Certified Quiltworx instructor Julie Faulkner in making a Meadow Mixer Quilt. It includes predesigned patterns - Sedona, Kentucky Spirits, The OK Corral as well as options containing multiple sections referred to as Groups e.g A, B etc to

design your own quilt. These Group sizes have been standardized so that you can use interchangeable blocks in each space. The Introduction booklet includes all of the information that is common to any combination of Group blocks, including how to find corrections, general pattern information, supply lists and the final assembly steps (which are the same regardless of how you combine the interchanging blocks). Julie will work with each student to help them customise the units that they want to use in their quilt and the assembly of them to create a quilt that is unique to them. This quilt will be taught over 4 months in a technique of the month style.

**Date: Chilliwack:** Sat Feb 1, Mar 7, Apr 4, May 2 10:00am - 4:00pm

**Fee:** \$65/ Month + Pattern

**Instructor:** Julie Faulkner (Quiltworx Certified Instructor)

**Skill Level:** Must have Basic Quilting Skills

## Day Retreats/ UFO Days

12. Would you like to spend the day in the company of other quilters, away from the distractions at home? Then you need to sign up for one of our Day Retreats. We will provide a friendly work area, refreshments and even pop in now and then to make sure you are working hard. All you have to do is bring a potluck item/ Bag Lunch and a project(s) you would like to work on.

**Date: Surrey:** Fri Jan 10, Mar 20 10:00am - 4:00pm

**Fee:** \$5.00 plus a Pot Luck item

**Chilliwack:** Fri Jan 24, Feb 28 10:00am - 4:00pm

**Fee:** \$5.00 plus a Bag Lunch

# Embroidery Retreat

13. Would you like to spend the day in the company of other embroiders, away from the distractions at home? Then you need to sign up for one of our Embroidery Retreats. We will provide a friendly work area. All you have to do is bring a potluck item/ Bag Lunch and a project(s) you would like to work on.

**Date: Chilliwack:** Wed Jan 22, Feb 26, Mar 25 10:00am - 4:00pm

**Fee:** \$5 plus a Bag Lunch

## Sewing Classes

14. **LOVE YOUR SERGER / Chemo Caps:** Learn to love your serger and use it to sew hats for cancer patients. In this one day workshop-style course we will be covering Threading, Tensions, and Trouble Shooting as well as the many uses of your machine. Then we will use our new found confidence to sew hats to donate to the Surrey Cancer Clinic.

**Date: Surrey:** Tues Jan 14 10:00am - 4:00pm

**Fee:** \$ 50 + \$4 Kit Fee

**Instructor:** Diana Consell

**Skill Level:** Must have Basic Sewing Skills

## Embroidery Classes




15. **Through the Window:** Do you love the look of the Attic Window hangings and would love to do a project like this with your EMB machine? In this class we will take the pattern "through the window" and learn different ways we can complete this project using full EMB patterns, Fabric panels and other ideas. In Class we will complete two blocks in the hoop and then learn how to sew together and discuss ways to finish off different projects. This class is a combination discussion and sewing time.

**Date: Surrey** Sat Jan 11 10:00am - 2:00pm

**Fee:** \$30 + Pattern \$25

**Instructor:** Lori Bandong

**Skill Level:** Must have Basic Quilting/ Embroidery Skills



16. **Family Alphabet Quilt:** This wonderful quilt by OESD will make a cute family keepsake. Over the course of 5 classes we will break the quilt down into sections, working on each section at a time. During class time we will work in sewing some blocks and going over tips and tricks to complete the section, with the final class being about putting it all together. Not all blocks will be completed in class, so some home time will be needed to work on the quilt. Come join in the fun of complete your family Alphabet. Basic Embroidery and Quilting skills required.

**Date: Surrey:** Tues Jan 21, Feb 18, Mar 31 10:00am - 1:00pm

**Fee:** \$ 67.50 + pattern \$58.50

**Instructor:** Lori Bandong

**Skill Level:** Beginner Embroidery

17. **Over the Edge Applique:** Love the look, but not ready to try it out on your own. Join me in learning this technique with Kimberbell's spring and summer over the edge CD. In this class we will create a tea towel with the three flowers below the edge of the towel. Can be made to match the Placemat.

**Date: Surrey:** Wed Jan 22 10:00am - 12:00pm

**Fee:** \$ 23 + pattern \$51.95

**Instructor:** Lori Bandong

**Skill Level:** Basic Embroidery



18. **Luck O' The Gnome:** The New Kimberbell Pillow is out. This dimensional pillow has your pot of gold, glitter hats, ribbon flowers and more. In class we will play around with the dimensional blocks to really make them fun and stand out. This pillow will be done over two classes, the 1<sup>st</sup> to work on key blocks and the 2<sup>nd</sup> to put the pillow together. Must have basic Embroidery and Quilting Skills.

**Date: Surrey:** Wed Feb 5 & Mar 4 10:00am - 1:00pm

**Fee:** \$ 45 + pattern \$34.95

**Instructor:** Lori Bandong

**Skill Level:** Basic Embroidery

19. **Beautiful Blooms Over the Edge Placemat:** In this class we will use the Kimberbell Spring and Summer Over The Edge CD to create this cute placemat. In class we will make a cute watering can applique pocket to place on the placemat that we made using edge to edge quilting.

**Date: Surrey:** Wed Feb 19 10:00am - 1:00pm

**Fee:** \$ 30 + pattern \$51.95

**Instructor:** Lori Bandong

**Skill Level:** Basic Embroidery and Quilting skills required







20. **OESD Napkin Corners:** Add a touch of elegance to your table. In this class we will work with OESD napkin corners to create beautiful table accents. We will go over tips and tricks to create these works of art. Will also look at other ways to use these designs. Must have basic Embroidery Skills.

**Date: Surrey:** Fri Feb 21 10:00am - 1:00pm

**Fee:** \$ 30 + pattern \$58.49 (for sample shown in picture but different collections to choose from)

**Instructor:** Lori Bandong

**Skill Level:** Basic Embroidery

21. **OESD Freestanding Lace Easter Eggs:** Are you ready to get started into the wonderful world of freestanding lace? In this class we will work on learning the basics of freestanding lace - from what to use for stabilizers to washing it out and assembling the final project. Basic Embroidery Skills required.

**Date: Surrey:** Tues Mar 3 10:00am - 1:00pm

**Fee:** \$ 30 + pattern \$32.49

**Instructor:** Lori Bandong

**Skill Level:** Beginner Embroidery



22. **Stippled Table Topper:** Do you want to learn how to use your Accufile Software or do you want to learn how to stipple in the hoop? Come and we will review the software and then make a table topper, the perfect size to learn how to set up your machine for stippling. We will even go through the process of printing templates. Must have the Accuquilt Kit.

**Date: Surrey:** Wed Feb 26 10:00am - 1:00pm

**Fee:** \$23

**Instructor:** Kerri Sketchley

**Skill Level:** Must have Basic Embroidery Skills



# Quilt Classes



23. **No Peeky Nine Patch Cow (Black and White setting):** Yes, I know we've done so many no peekies, but this is a great way to set those little nine patches. To start, cut a zillion 2 1/2 inch squares. We put them all in a bag, mix them up, and pull them out by the handful and sew them into the nine patches. When you have enough, we assemble them into a dynamic on point setting. Some call this a free quilt because you are using scraps for the main part of it. You only need to add the setting fabric to make a beautiful top. You can use black and white like the sample or pick any other 2 colours. High contrast works great. . Sample will be 59.5 x 75.5 before borders and uses almost 600 2.5 inch squares. You must have your squares cut prior to the class. Great fun for everyone.

**Date: Surrey:** Fri Jan 17 & 31 12:00pm - 3:00pm

**Fee:** \$45

**Instructor:** Cindy Newton

**Skill Level:** Must have Basic Quilting Skills



24. **Delectable Mountains - Buzz Saw:** Using the Delectable Mountains technique, this modified version looks very difficult. Surprise! It's not. Scrappy or planned, you can make as many blocks as you want for any sized quilt. Each buzz saw takes 4 blocks but maybe there are other arrangements to try. I made 48 blocks to make a 45 x 60 quilt before borders.

**Date: Surrey:** Sat Jan 18 10:00am - 4:00pm

**Fee:** \$45

**Instructor:** Cindy Newton

**Skill Level:** Must have Basic Quilting Skills

25. **Card Tricks:** Are you just starting to quilt or need to brush up on your skills?

This seven-week class will take you through choosing fabrics, rotary cutting, piecing blocks, joining blocks, adding borders, sandwiching and basting, basics of machine quilting and binding and labeling. This fun quilt looks much more complicated than it is and will teach you everything you need to know to move on to more advanced projects.

**Date: Surrey:** Mon Jan 20, Jan 27, Feb 10, Feb 24, Mar 2, Mar 9, Mar 16

7:00pm - 9:00pm


**Fee:** \$105

**Instructor:** Cindy Newton

**Skill Level:** Beginner



26. **Placemats:** Create an elegant table setting with just 2 fabrics. This has proven to be the designer's best selling pattern. Thanks to the fact of partial seams it is easy and quick to construct. You won't be able to stop at 1.



**Date: Surrey:** Sat Jan 25 10:00am - 4:00pm

**Fee:** \$ 50 + pattern \$12.95

**Instructor:** Irene Harvalias

**Skill Level:** Must have Basic Quilting Skills



27. **Mats, Baskets and Bags:** Learn to use this versatile technique to make any of these projects. Use a ready-made jelly roll or use up scraps. In this class you choose the project. Make a new summer bag, a floor mat or small baskets for gifts etc. NOTE: We will only have time in class for one project of your choice.

**Date: Surrey:** Wed Jan 29 10:00am - 4:00pm

**Fee:** \$45

**Instructor:** Rita Steeple

**Skill Level:** Intermediate

28. **Apple for the Teacher:** I originally designed this little cutie for a friend who was, of course, a teacher. I borrowed it back so many times to teach it, I finally made a second one for myself. It goes together fairly quickly. You have design choices or follow my sample with mitred corners.

**Date: Surrey:** Thurs Jan 30 10:00am - 4:00pm

**Fee:** \$45

**Instructor:** Cindy Newton

**Skill Level:** Must have Basic Quilting Skills



29. **Labyrinth:** Do you have a panel you love but, don't have a pattern to showcase it properly? Please, come and join me using your panel and matching fabric doing this pattern that is fast and fun to do.

**Date: Surrey:** Sat Feb 1 10:00am - 4:00pm

**Fee:** \$ 45 + Pattern \$15

**Instructor:** Sandi Bajcar

**Skill Level:** Must have Basic Quilting Skills

30. **Colour Theory Class:** Explore the world of colour. What its about. Learn about colour and how to read a colour wheel. How it's a helpful tool for quilters to have. Learn how gray plays a role in colour theory and how to use it. In this class you will create a colour wheel with matching gray scale.

**Date: Chilliwack:** Tues Feb 4, 18 10:00am - 1:00pm

**Fee:** \$ 45 + \$20 kit fee paid to teacher

**Instructor:** Marilyn Jones

**Skill Level:** Beginner




31. **Jazzed Four-Patch:** This pattern looks like a lot of work, cutting and sewing tiny pieces. But, here's the scoop. Start with a normal everyday four patch, cut it up a little and re-assemble it to make a block that looks sooooo complicated. Use a strip cutting ruler, and this will be one of your go-to patterns.

**Date: Surrey:** Sat Feb 8 10:00am - 4:00pm

**Fee:** \$ 45

**Instructor:** Cindy Newton

**Skill Level:** Must have basic quilting skills



32. **Binding class:** You are almost finished, just binding to do. All machine work to attach and stitch down or choose a hand slip stitch if you prefer.

Mitered corners appear as if by magic. Easy start and finish. As a bonus, I will also teach you how to make two colour binding, one colour on the front and one on the back. More magic.

**Date: Surrey:** Wed Feb 12 10:00am - 1:00pm

**Fee:** \$23

**Instructor:** Cindy Newton

**Skill Level:** Must have Basic Quilting Skills

33. **Jellyroll Plus:** Jellyroll plus is a super fast quilt, you may be able to finish the top in one day. You'll be able to whip up a special gift for a friend or for yourself in no time. This is a great class to work on improving the accuracy of your 1/4" seams, you will find them friendlier by the time you've completed this project. This is a great project for a beginner as well as for those with more experience.

**Date: Surrey:** Fri Feb 14 10:00am - 2:00pm

**Fee:** \$ 30

**Instructor:** Leigh Burton

**Skill Level:** Must have Basic Quilting Skills




34. **Chenille Class:** Learn how to make chenille as fabric, a quilt or a wall hanging. In this class you will learn the basics of creating chenille by making a cushion cover or small wall hanging. Then learn the different configurations of stitching to give different looks.

**Date: Chilliwack:** Fri Feb 14 10:00am - 2:00pm

**Fee:** \$ 30

**Instructor:** Marilyn Jones

**Skill Level:** Basic Quilting Supplies





35. **Square Pegs:** This is another beautiful quilt where the pattern really shows up when the blocks are put together. This one goes on point so a background colour contrasts to the pattern. You can use pre-cut strips or cut your own colours.

**Date:** Surrey: Sat Feb 15 10:00am - 4:00pm

**Fee:** \$ 45 + pattern \$14.95

**Instructor:** Cindy Newton

**Skill Level:** Must have basic quilting skills



36. **Gemini:** Stack these boxes in one of two ways to create a different look each time. The pattern works well in any colour combination: just make sure you have contrast to your background colour so the pattern shows up. Easy and quick and a cool looking quilt.

**Date:** Surrey: Mon Feb 17 10:00am - 4:00pm

**Fee:** \$ 45 + pattern \$2.95

**Instructor:** Cindy Newton

**Skill Level:** Must have basic quilting skills


37. **Anything Goes!:** Do you happen to have a charm pack? How about a jelly roll? Some left-over binding strips? Just some neat scraps that you can't bear to throw out? Even a theme of prints works well. Well, here's good news for YOU! You can turn them into an easy-peasy quilt top that would delight anyone of your family or friends. You can be all "matchie-matchie" if that's what you prefer, or completely "scrappy" if that's dear to your heart. And remember, Anything Goes!

**Date:** Surrey: Sat Feb 22 10:00am - 4:00pm

**Fee:** \$ 50

**Instructor:** Irene Harvalias

**Skill Level:** Must have Basic Quilting Skills



38. **Match Game I Spy:** We make this project using pairs of squares. They can be fun kid prints, bright colours, and cool patterns. This quilt is two games in one. Kids can play I Spy or find the matching blocks. You need 60 pairs of 5 inch squares. We trade in class so it is very easy to make up the 60 pairs. Each 5 inch strip yields 8 squares so you will have plenty to trade. This pattern can become a real addiction. I'm on my third one already.

**Date:** Surrey: Tues Feb 25 10:00am - 4:00pm

**Fee:** \$45

**Instructor:** Cindy Newton

**Skill Level:** Must have Basic Quilting Skills



39. **Free Motion Workshop:** Come and practice your free motion. Learn to set up your machine and the tips and tricks to help make free motion fun. We will also discuss design choices and quilting threads.

**Date:** Surrey: Thurs Feb 27 1:00pm - 4:00pm

**Fee:** \$23

**Instructor:** Cindy Newton

**Skill Level:** Must have Basic Quilting Skills



40. **Tumbling Triangles:** Come and join me doing this wonderful 2 fabric quilt, using a Studio 180 pattern with Deb Tuckers "V" block ruler that allows you to do 6 different projects from Wall size to Queen size we will doing a 67" x 67" quilt in class. You must have the ruler to participate.

**Date:** Surrey: Sat Feb 29 & Mar 14 10:00am - 2:00pm

**Fee:** \$60 + pattern \$19.95 Template \$37.95

**Instructor:** Sandi Bajcar

**Skill Level:** Intermediate



41. **Arabian Flower:** Make a traditional pattern a modern way. One day class to plan the colours, learn the technique for the corners, and make the top.

**Date:** Surrey: Sat Mar 7 10:00am - 4:00pm

**Fee:** \$45

**Instructor:** Cindy Newton

**Skill Level:** Must have Basic Quilting Skills

42. **Binding Tool Runner:** This table runner is the best looking table runner I have made in a long time. I love it and it is easy-peasy. It is easily adaptable for any size table, and fun to choose fabric for. You can use a great print for the centre and co-ordinating fabrics for the rest.

**Date:** Surrey: Thurs Mar 12 10:00am - 3:00pm

**Fee:** \$37.50 + binding tool required

**Instructor:** Cindy Newton

**Skill Level:** Must have Basic Quilting Skills



43. **Flying Geese by the Bunch:** 2 hour technique class. Learn how to quickly make a flock of Flying geese for rows or borders. A pieced border can sometimes be the finishing touch needed and flying geese will work up to any size.

**Date:** Surrey: Fri Mar 13 10:00am - 12:00pm

**Fee:** \$15

**Instructor:** Cindy Newton

**Skill Level:** Must have Basic Quilting Skills



44. **Skinny Stars:** This is a no-template skinny star technique that will soon become a favourite. I mixed it up a little to create a secondary pattern of little fat stars that appear as the blocks are assembled. I used bright yellow golds on a deep blue background, but you could easily use a different colour palette. The quilt is 54 x 72 before borders.



**Date: Surrey:** Sat Mar 21 10:00am - 4:00pm

**Fee:** \$ 45

**Instructor:** Cindy Newton

**Skill Level:** Must have basic quilting skills

45. **Stars Within:** You'll love how easy this quilt is to put together, using pre-cut strips. With two interlocking star designs, **Stars Within** is a stand-out favorite!!

**Date: Surrey:** Sat Apr 4 10:00am - 4:00pm

**Fee:** \$ 45 + pattern \$14.95

**Instructor:** Cindy Newton

**Skill Level:** Must have basic quilting skills



\*\*\*Registration required for all classes

\*\*\* Payment required at time of registration. Phone registration taken with credit card payment

\*\*\*Cancellations must be made 4 business days prior to class for a full refund

\*\*\*We reserve the right to cancel a class 48 hours before class, with full refund, if registration is too low.

\*\*\*Please ensure you have your supply lists and all supplies before class.

\*\*\*No babies, children or guests in class

\*\*\*If you do not have supply list 7 days before class, please call the store

\*\*\*Due to allergies please refrain from wearing perfume or other scents in the classroom.